

WTL 6/2**Weidmüller Interface GmbH & Co. KG**

Klingenbergstraße 26

D-32758 Detmold

Germany

www.weidmueller.com

Product image**Current and voltage transformer wiring**

Our test disconnect terminal blocks featuring spring and screw connection technology allow you to create all the important converter circuits for measuring current, voltage and power in a safe and sophisticated way.

General ordering data

Version	Test-disconnect terminal, Screw connection, 6 mm ² , 500 V, 41 A, sliding, dark beige
Order No.	1017700000
Type	WTL 6/2
GTIN (EAN)	4008 190166885
Qty.	50 pc(s).
Delivery status	This article will no longer be available in the future.
Available until	2024-12-31
Alternative product	2710090000

Creation date March 12, 2024 5:34:55 PM CET

WTL 6/2

Weidmüller Interface GmbH & Co. KG

Klingenbergstraße 26

D-32758 Detmold

Germany

www.weidmueller.com

Technical data

Dimensions and weights

Depth	61 mm	Depth (inches)	2.402 inch
Depth including DIN rail	62 mm	Height	87 mm
Height (inches)	3.425 inch	Width	8 mm
Width (inches)	0.315 inch	Net weight	34.84 g

Temperatures

Storage temperature	-25 °C...55 °C	Continuous operating temp., min.	-50 °C
Continuous operating temp., max.	120 °C		

Material data

Material	Wemid	Colour	dark beige
UL 94 flammability rating	V-0		

System specifications

Version	Screw connection, Spacer, With sockets, in closed state	End cover plate required	No
Number of potentials	1	Number of levels	1
Number of clamping points per level	2	Number of potentials per tier	1
Levels cross-connected internally	No	PE connection	No
Rail	TS 35	N-function	No
PE function	No	PEN function	No

2 clampable conductors (H05V/H07V) with equal cross-section (rated connection)

Cross-section for connected wire, stranded, two clampable wires, min.	1.5 mm ²	Wire connection cross section, finely stranded with wire-end ferrules DIN 46228/1, 2 clampable wires, max.	2.5 mm ²
Wire connection cross section, finely stranded with wire-end ferrules DIN 46228/1, 2 clampable wires, min.	0.5 mm ²	Wire connection cross section, finely stranded, two clampable wires, min.	0.5 mm ²
Wire cross-section, finely stranded, two clampable wires, max.	2.5 mm ²		

Additional technical data

Explosion-tested version	No	Number of similar terminals	1
Open sides	closed	Type of mounting	Snap-on

CSA rating data

Certificate No. (CSA)	200039-1057876	Current size C (CSA)	45 A
Voltage size C (CSA)	300 V	Wire cross section max. (CSA)	8 AWG
Wire cross section min. (CSA)	20 AWG		

WTL 6/2

Weidmüller Interface GmbH & Co. KG

Klingenbergstraße 26

D-32758 Detmold

Germany

www.weidmueller.com

Technical data

Conductors for clamping (rated connection)

Blade size	0.8 x 4.0 mm	Clamping range, max.	10 mm ²
Clamping range, min.	0.5 mm ²	Clamping screw	M 3.5
Connection cross-section, stranded, max.	10 mm ²	Connection cross-section, stranded, min.	1.5 mm ²
Connection direction	on side	Gauge to IEC 60947-1	A5
Number of connections	2	Stripping length	12 mm
Tightening torque, max.	1.6 Nm	Tightening torque, min.	1 Nm
Torque level with DMS electric screwdriver	3	Type of connection	Screw connection
Wire connection cross section AWG, max.	AWG 8	Wire connection cross section AWG, min.	AWG 20
Wire connection cross section, finely stranded, max.	10 mm ²	Wire connection cross section, finely stranded, min.	0.5 mm ²
Wire connection cross-section, finely stranded with wire-end ferrules DIN 46228/1, max.	6 mm ²	Wire connection cross-section, finely stranded with wire-end ferrules DIN 46228/1, min.	0.5 mm ²
Wire connection cross-section, finely stranded with wire-end ferrules DIN 46228/4, max.	6 mm ²	Wire connection cross-section, finely stranded with wire-end ferrules DIN 46228/4, min.	0.5 mm ²
Wire connection cross-section, solid core, max.	10 mm ²	Wire connection cross-section, solid core, min.	0.5 mm ²

Disconnect terminals

Cross-disconnect	without	Integral test socket	Yes
Slitting	sliding	Torque max. screw separator	0.7 Nm
Torque min. screw separator	0.5 Nm		

General

Rail	TS 35	Wire connection cross section AWG, max.	AWG 8
Wire connection cross section AWG, min.	AWG 20		

Rating data

Rated cross-section	6 mm ²	Rated voltage	500 V
Rated DC voltage	500 V	Rated current	41 A
Current at maximum wires	57 A	Volume resistance according to IEC 60947-7-x	0.78 mΩ
Rated impulse withstand voltage	6 kV	Power loss in accordance with IEC 60947-7-x	1.31 W
Pollution severity	3		

UL rating data

Certificate No. (UR)	E60693	Conductor size Factory wiring max. (UR)	8 AWG
Conductor size Factory wiring min. (UR)	20 AWG	Conductor size Field wiring max. (UR)	8 AWG
Conductor size Field wiring min. (UR)	20 AWG	Current size C (UR)	45 A
Voltage size C (UR)	300 V		

WTL 6/2

Weidmüller Interface GmbH & Co. KG
 Klingenbergstraße 26
 D-32758 Detmold
 Germany

www.weidmueller.com

Technical data

Classifications

ETIM 6.0	EC000902	ETIM 7.0	EC000902
ETIM 8.0	EC000902	ETIM 9.0	EC000902
ECLASS 9.0	27-14-11-26	ECLASS 9.1	27-14-11-26
ECLASS 10.0	27-14-11-26	ECLASS 11.0	27-14-11-26
ECLASS 12.0	27-14-11-26	ECLASS 13.0	27-25-01-09

Environmental Product Compliance

REACH SVHC	Lead 7439-92-1
SCIP	0eb7d846-d0a1-43e5-93a4-d7c6856c4cda

Approvals

Approvals



ROHS	Conform
UL File Number Search	UL Website
Certificate No. (UR)	E60693

Downloads

Approval/Certificate/Document of Conformity	CB Test Certificate CB Certificate CE Declaration of Conformity UKCA declaration of conformity Confirmation of Standards EN 45545-2_2020-10
Engineering Data	CAD data – STEP
Engineering Data	Zuken E3.S
User Documentation	StorageConditionsTerminalBlocks
Catalogues	Catalogues in PDF-format
Brochures	




Data sheet

WTL 6/2

Weidmüller Interface GmbH & Co. KG
Klingenbergstraße 26
D-32758 Detmold
Germany

www.weidmueller.com

Drawings



WTL 6/2

Weidmüller Interface GmbH & Co. KG
Klingenbergstraße 26
D-32758 Detmold
Germany

www.weidmueller.com

Accessories**Blank**

The Dekafix (DEK) marker is the universal marker for all conductor and plug-in connectors as well as for electronic sub-assemblies. The system is ideal for short number sequences and covers a wide range of ready-printed markers.

Strips for fast installation in only one work step. The printing is easy to read, rich in contrast and available in various widths.

- Large range of ready-to-use markers
- Strips for fast installation
- Terminal markers, suitable for all Weidmüller cable connectors
- Available as blank MultiCard or with standard printing

For custom printing: Please send us a file of our labeling software M-Print PRO or M-Print PRO Online (without installation) for your labeling specifications.

General ordering data

Type	DEK 5/8 MC NE WS	Version
Order No.	1856740000	Dekafix, Terminal marker, 5 x 8 mm, Pitch in mm (P): 8.00
GTIN (EAN)	4032248400850	Weidmueller, white
Qty.	800 pc(s).	

WTL 6/2

Weidmüller Interface GmbH & Co. KG
Klingenbergstraße 26
D-32758 Detmold
Germany

www.weidmueller.com

Accessories

DEK 5/8

**WS/ DEK**

MultiMark terminal markers use an innovative composite material made from two components. The hard base contour of the marker snaps securely into the connector. The elastic surface finish makes the marker easy to mount. This specially punched material enables the strips to be stretched to accommodate the slight variations in spacing that tend to add up, especially with long terminal blocks. Another advantage: the excellent printability of the surface material guarantees durable and wear-resistant labelling. A print resolution of 300 dpi also produces a very legible script.

Your benefits with MultiMark

- Firm hold and durable printing
- Continuous strips save installation time
- Easy mounting thanks to an innovative composite material
- Large label field for optimal legibility
- High flexibility thanks to manufacturer independence

General ordering data

Type	DEK 5/8 MM WS	Version
Order No.	2007130000	Dekafix, Terminal marker, 5 x 8 mm, Weidmueller, white
GTIN (EAN)	4050118392012	
Qty.	500 pc(s).	

Shorting elements

The short current bridges are inserted into two instrument transformer wiring terminal blocks. By using the short-circuit bridge, the desired short-circuit could be realized within the application for maintenance work.

General ordering data

Type	WKS 1/2	Version
Order No.	1604270000	Accessories, Cross-connection slider, Cross-connector, Number of
GTIN (EAN)	4008190863432	poles: 2
Qty.	50 pc(s).	
Type	WKS 1/4	Version
Order No.	1604310000	Accessories, Cross-connection slider, Cross-connector, Number of
GTIN (EAN)	4008190886851	poles: 4
Qty.	50 pc(s).	


WTL 6/2

Weidmüller Interface GmbH & Co. KG
 Klingenbergstraße 26
 D-32758 Detmold
 Germany

www.weidmueller.com

Accessories

Type	WKS 1/3	Version
Order No.	1604290000	Accessories, Cross-connection slider, Cross-connector, Number of
GTIN (EAN)	4008190164027	poles: 3
Qty.	50 pc(s).	

6 mm²

Screwable cross-connections are easy to mount and de mount. Thanks to the big contact surface, even high currents can be transmitted with maximum contact reliability.

General ordering data

Type	WQV 6/4	Version
Order No.	1054860000	W-Series, Cross-connector, For the terminals, Number of poles: 4
GTIN (EAN)	4008190180799	
Qty.	50 pc(s).	
Type	WQV 6/7	Version
Order No.	1062680000	W-Series, Cross-connector, For the terminals, Number of poles: 7
GTIN (EAN)	4008190261788	
Qty.	50 pc(s).	
Type	WQV 6/6	Version
Order No.	1062670000	W-Series, Cross-connector, For the terminals, Number of poles: 6
GTIN (EAN)	4008190261771	
Qty.	50 pc(s).	
Type	WQV 6/10	Version
Order No.	1052260000	W-Series, Cross-connector, For the terminals, Number of poles: 10
GTIN (EAN)	4008190153977	
Qty.	20 pc(s).	
Type	WQV 6/2	Version
Order No.	1052360000	W-Series, Cross-connector, For the terminals, Number of poles: 2
GTIN (EAN)	4008190075866	
Qty.	50 pc(s).	
Type	WQV 6/3	Version
Order No.	1054760000	W-Series, Cross-connector, For the terminals, Number of poles: 3
GTIN (EAN)	4008190174163	
Qty.	50 pc(s).	
Type	WQV 6/5	Version
Order No.	1062660000	W-Series, Cross-connector, For the terminals, Number of poles: 5
GTIN (EAN)	4008190176914	
Qty.	50 pc(s).	

WTL 6/2

Weidmüller Interface GmbH & Co. KG
 Klingenbergstraße 26
 D-32758 Detmold
 Germany

www.weidmueller.com

Accessories

Test plugs



Test adapters and test plugs are used for the electrical connection between terminal blocks and the test equipment. In this way, an electrical contact can be established in the wired state and measurements can be done easily.

General ordering data

Type	PS 4 F.STB 4	Version
Order No.	029960000	Accessories, Test plug
GTIN (EAN)	4008190074043	
Qty.	20 pc(s).	

ZGB pivotable group tag holder



The ZGB 15 is a hinged group tag carrier. The tag carrier can hold the dekafix 5, WS 12/5 terminal markers or the inlay tag ESO 15.
 The ZGB 30 is a hinged group tag carrier. The tag carrier can hold the dekafix 5, WS 12/5 terminal markers or the inlay tag ESO 7.
 Inlay tags and protective strips can be found under "Accessories".

General ordering data

Type	ZGB 15	Version
Order No.	1636530000	Terminal markers, Terminal marker, 15 x 7 mm, Pitch in mm (P): 5.00
GTIN (EAN)	4008190297053	Weidmueller, white
Qty.	20 pc(s).	
Type	ZGB 30	Version
Order No.	1611930000	Terminal markers, Terminal marker, 32 x 7 mm, Pitch in mm (P): 5.00
GTIN (EAN)	4008190002251	Weidmueller, white
Qty.	20 pc(s).	


WTL 6/2

Weidmüller Interface GmbH & Co. KG
 Klingenbergstraße 26
 D-32758 Detmold
 Germany

www.weidmueller.com

Accessories

Blank



WS markers are the perfect match for the W-series connectors. Thanks to their system compatibility, the WS tags can also be used with the I-series and the Z-series. The large marking surfaces do not only permit long character strings but also multi-line text. WS markers are ideal for labels with long, customised character strings. Thanks to the proven MultiCard format, printing with PrintJet CONNECT oder/or Plotter is possible.

- Can be fitted in strips or individually
- Markers in proven MultiCard format

For custom printing: Please send us a file of our labeling software M-Print PRO or M-Print PRO Online (without installation) for your labeling specifications.

General ordering data

Type	WS 12/8 PLUS MC NE WS	Version
Order No.	190600000	WS, Terminal marker, 12 x 8 mm, Pitch in mm (P): 8.00 Weidmueller,
GTIN (EAN)	4032248528158	white
Qty.	420 pc(s).	

Marker holder



The marker holder offer the possibility of additional mounting of standard markers with a pitch of 5 or 5.1 mm. The angled holders can be optionally snapped together and could be mounted in all standard marking channels of the Klippon[®] Connect modular terminal blocks. Fitting marker types could be found under the respective accessories of the designation marking holder.

General ordering data

Type	BZT 1 ZA WS 10/5	Version
Order No.	180552000	Accessories, Marker holder
GTIN (EAN)	4032248270248	
Qty.	100 pc(s).	
Type	BZT 1 WS 10/5	Version
Order No.	180549000	Accessories, Marker holder
GTIN (EAN)	4032248270231	
Qty.	100 pc(s).	