

MS SERIES



The MS series of cable end float switches are designed for controlling levels in large tanks, cisterns or reservoirs and can be directly installed on submersible pumps. The casing is manufactured in blow moulded Polyethylene (HDPE), with 5m PVC cable with protective earth conductor as standard*. The switching element is a microswitch, with UL, VDE and CENELEC approvals, activated by a moving stainless steel ball and having an electrical life of 200,000 operations. Non-hygroscopic closed-cell expanded polyurethane is injected around the switch housing within the outer casing, hermetically sealing the unit. It is capable of working down to 100 metres depth in water.

The "U" version with polyurethane cable is for use in fuel oils.

Features

- Direct power switching
- Cable mounting
- 100 metre depth capability

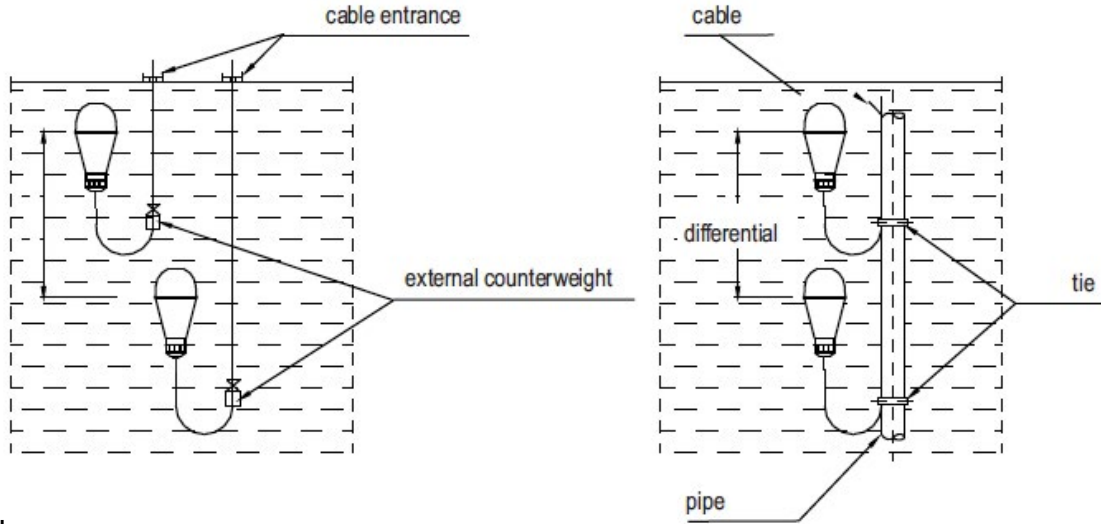
* = protective earth wire not included on "C" (C/O) versions.

SPECIFICATIONS

Technical

Part No.	Contact Form	Switching Current Max. (Amps)			Power Rating Max.		Switching Voltage Max.		Cable Matl.	Cable Length *	Body Matl.	Temp. Range		Max. Pressure
		AC		DC	AC (VA)	DC (W)	AC	DC				°C	°F	
		Resistive	Inductive											
MS10A	N/O	10	4	1	750	24	250	24	PVC	5m	HDPE	0-45	32-113	10 bar
MS10AU	N/O	10	4	1	750	24	250	24	PUR	5m	HDPE	0-45	32-113	10 bar
MS10B	N/C	10	4	1	750	24	250	24	PVC	5m	HDPE	0-45	32-113	10 bar
MS10BU	N/C	10	4	1	750	24	250	24	PUR	5m	HDPE	0-45	32-113	10 bar
MS10C	C/O	10	4	1	750	24	250	24	PVC	5m	HDPE	0-45	32-113	10 bar
MS10CU	C/O	10	4	1	750	24	250	24	PUR	5m	HDPE	0-45	32-113	10 bar
MS20A	N/O	10	8	2	1500	48	250	24	PVC	5m	HDPE	0-45	32-113	10 bar
MS20AU	N/O	10	8	2	1500	48	250	24	PUR	5m	HDPE	0-45	32-113	10 bar
MS20B	N/C	10	8	2	1500	48	250	24	PVC	5m	HDPE	0-45	32-113	10 bar
MS20BU	N/C	10	8	2	1500	48	250	24	PUR	5m	HDPE	0-45	32-113	10 bar
MS20C	C/O	10	8	2	1500	48	250	24	PVC	5m	HDPE	0-45	32-113	10 bar
MS20CU	C/O	10	8	2	1500	48	250	24	PUR	5m	HDPE	0-45	32-113	10 bar

INSTALLATION



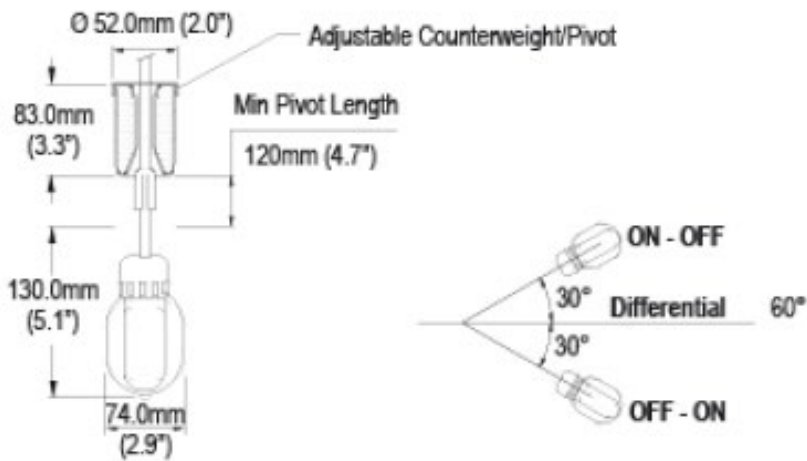
Wiring Detail

Contact Form	Contact Type	Wires	
A	Normally open	Brown/ Black	
B	Normally closed	Brown/ Blue	
C	Changeover	Brown/ Black	Normally Open
		Brown/ Blue	Normally Closed

Note. "Normally" means "No Liquid Present"

DIMENSIONS

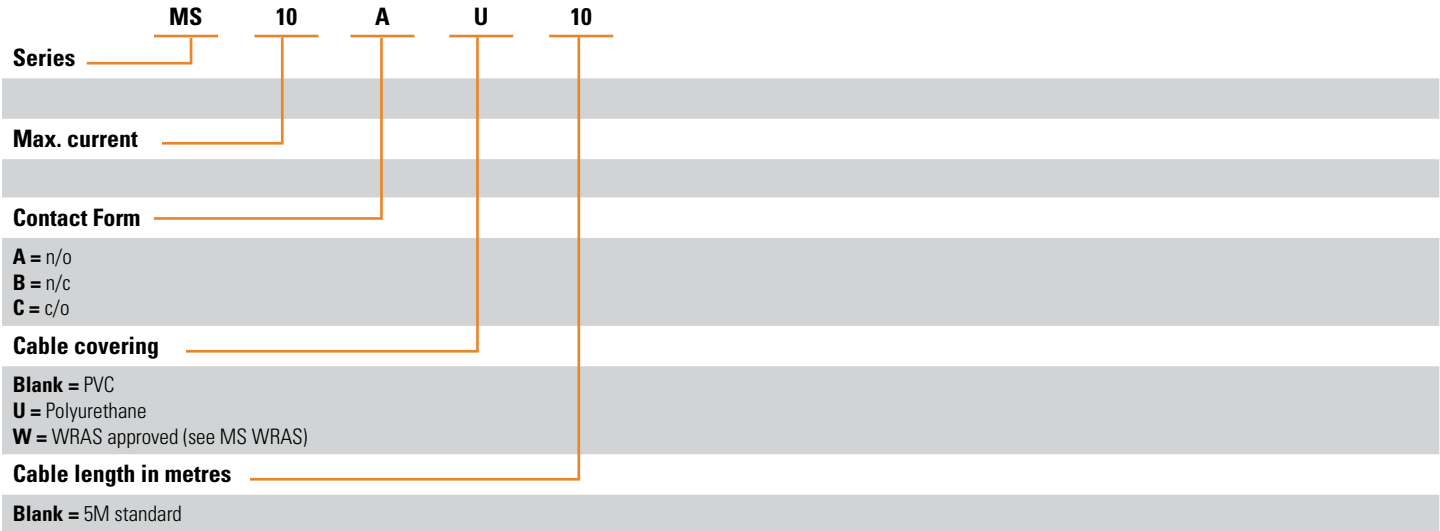
All dimensions are in millimeters.





ORDERING OPTIONS

Example : MS10AU10



Made in the UK

Sensata Technologies, Inc. ("Sensata") data sheets are solely intended to assist designers ("Buyers") who are developing systems that incorporate Sensata products (also referred to herein as "components"). Buyer understands and agrees that Buyer remains responsible for using its independent analysis, evaluation and judgment in designing Buyer's systems and products. Sensata data sheets have been created using standard laboratory conditions and engineering practices. Sensata has not conducted any testing other than that specifically described in the published documentation for a particular data sheet. Sensata may make corrections, enhancements, improvements and other changes to its data sheets or components without notice.

Buyers are authorized to use Sensata data sheets with the Sensata component(s) identified in each particular data sheet. HOWEVER, NO OTHER LICENSE, EXPRESS OR IMPLIED, BY ESTOPPEL OR OTHERWISE TO ANY OTHER SENSATA INTELLECTUAL PROPERTY RIGHT, AND NO LICENSE TO ANY THIRD PARTY TECHNOLOGY OR INTELLECTUAL PROPERTY RIGHT, IS GRANTED HEREIN. SENSATA DATA SHEETS ARE PROVIDED "AS IS". SENSATA MAKES NO WARRANTIES OR REPRESENTATIONS WITH REGARD TO THE DATA SHEETS OR USE OF THE DATA SHEETS, EXPRESS, IMPLIED OR STATUTORY, INCLUDING ACCURACY OR COMPLETENESS. SENSATA DISCLAIMS ANY WARRANTY OF TITLE AND ANY IMPLIED WARRANTIES OF MERCHANTABILITY, FITNESS FOR A PARTICULAR PURPOSE, QUIET ENJOYMENT, QUIET POSSESSION, AND NON-INFRINGEMENT OF ANY THIRD PARTY INTELLECTUAL PROPERTY RIGHTS WITH REGARD TO SENSATA DATA SHEETS OR USE THEREOF.

All products are sold subject to Sensata's terms and conditions of sale supplied at www.sensata.com SENSATA ASSUMES NO LIABILITY FOR APPLICATIONS ASSISTANCE OR THE DESIGN OF BUYERS' PRODUCTS. BUYER ACKNOWLEDGES AND AGREES THAT IT IS SOLELY RESPONSIBLE FOR COMPLIANCE WITH ALL LEGAL, REGULATORY AND SAFETY-RELATED REQUIREMENTS CONCERNING ITS PRODUCTS, AND ANY USE OF SENSATA COMPONENTS IN ITS APPLICATIONS, NOTWITHSTANDING ANY APPLICATIONS-RELATED INFORMATION OR SUPPORT THAT MAY BE PROVIDED BY SENSATA.

Mailing Address: Sensata Technologies, Inc., 529 Pleasant Street, Attleboro, MA 02703, USA.

CONTACT US

+44 (0)1202 897969
 c3w_sales@sensata.com
 Cynergy3 Components Ltd.
 7 Cobham Road,
 Ferndown Industrial Estate,
 Wimborne, Dorset,
 BH21 7PE, United Kingdom