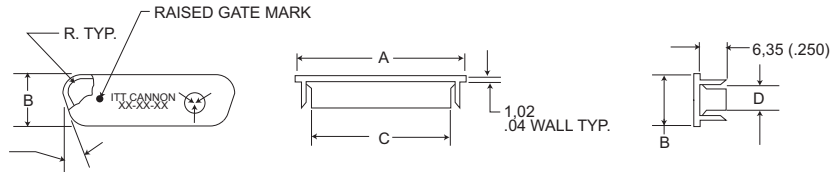


Dust Cap



NOTE: C dim. applies at point of maximum Integral interface length. Drawing shown for Black Anti-static caps. Dimensions shown are reference only.

Dust caps provide protection from moisture and dust for unused I/O ports.

Product Features

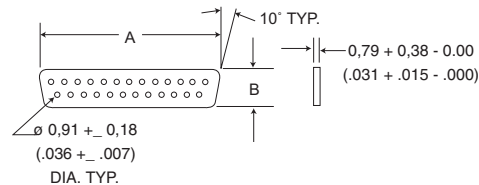
- Dust Caps meet the static decay test requirements of MIL-B- 81705C, Type II.
- Dust Caps have an integral flange for easy application and removal

Materials and Finishes

Material: Polyethylene

Black Antistatic		Red Caps		I.D.	A	B	C	D
(Surface Resistivity <math><1 \times 10^9 \text{ ohm/sq}</math>)	(Surface Resistivity <math>10^9\text{-}10^{12} \text{="" math>)<="" ohm="" sq}<="" th=""> <th></th> <th></th> </math>10^9\text{-}10^{12}>							
DE-59-20BA	DE-59-20RC	Socket	20,32 (.800)	11,43 (.450)	16,36 (.644)	7,59 (2.99)		
DA-59-20BA	DA-59-20RC	Socket	28,45 (1.120)	11,68 (.460)	24,59 (.968)	7,62 (.300)		
DB-59-20BA	DB-59-20RC	Socket	42,42 (1.670)	11,68 (.460)	38,25 (1.506)	7,49 (.295)		
DC-59-20BA	DC-59-20RC	Socket	58,93 (2.320)	11,68 (.460)	54,81 (2.158)	7,37 (.290)		
DD-59-20BA	DD-59-20RC	Socket	56,90 (2.240)	14,48 (.570)	53,11 (2.091)	10,41 (.410)		
DE-60-20BA	DE-60-20RC	Pin	21,84 (.860)	12,95 (5.10)	17,78 (.700)	8,92 (.351)		
DA-60-20BA	DA-60-20RC	Pin	30,48 (1.200)	12,95 (.510)	26,52 (1.044)	9,02 (.355)		
DB-60-20BA	DB-60-20RC	Pin	44,20 (1.740)	13,46 (.530)	39,60 (1.559)	9,09 (.358)		
DC-60-20BA	DC-60-20RC	Pin	60,71 (2.390)	13,46 (.530)	56,90 (2.240)	9,37 (.369)		
DD-60-20BA	DD-60-20RC	Pin	58,17 (2.290)	16,00 (.630)	54,28 (2.137)	12,04 (.474)		

Interfacial Seal



Interfacial seals provide moisture resistance at the mating interface.

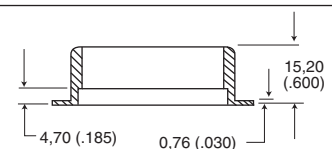
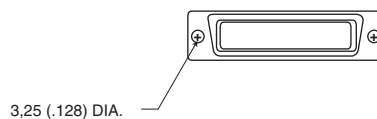
Product Features

- Other Interfacial Seals in the Combo D® layouts are available upon request.

Material: Silastic Sheet

Shell Size	Layout	Part Number	A	B
DE	9	DE53750	16,66 (.656)	8,41 (.331)
DA	15	DA53750-1	24,99 (.984)	8,41 (.331)
DB	25	DB53750-2	38,88 (1.531)	8,41 (.331)
DC	37	DC53750-3	55,14 (2.171)	8,41 (.331)
DD	50	DD53750-4	52,78 (2.078)	11,10 (.437)
DC	21WA4	075-0354-003	55,14 (2.171)	8,41 (.331)
DE	15	273-0333-000	16,66 (.656)	8,41 (.331)
DA	26	273-0334-000	24,99 (.984)	8,41 (.331)
DB	44	273-0335-000	38,88 (1.531)	8,41 (.331)
DC	62	273-0336-000	55,14 (2.171)	8,41 (.331)
DD	78	273-0337-000	52,78 (2.078)	11,10 (.437)

Potting Shell



Potting shells are molded with a thin flange 0,76 (.030) to permit the use of D Subminiature locking devices.

Materials and Finishes

Material: Nylon

Color: Natural (white)

Shell Size	Layout	Part Number
DE	9	DE50904-1
DA	15	DA50905-1
DB	25	DB50906-1
DC	37	DC50907-1
DD	50	DD50908-1



Dimensions shown in mm (inch)
Specifications and dimensions subject to change

www.ittcannon.com