

P60A & P60AS SERIES ROTARY DIP SWITCHES

FEATURES

- New 4 + 1 terminal layout.
- Completely sealed for process compatibility.
- Ultra-compact size with 10 or 16 positions.
- Precision designed detent action.
- Thru-hole (P60A Series) & SMT (P60AS Series) models.
- High reliability & long life.
- Clockwise or counterclockwise settable.
- Solder coated terminals.



SPECIFICATIONS SUBJECT TO CHANGE WITHOUT NOTICE.

GENERAL SPECIFICATIONS

ELECTRICALS

Operating voltage	24 VDC max.
Contact rating, static	400 mA max.
Contact rating, dynamic	150 mA max.
Test voltage	250V 50Hz/1 min.
Initial contact resistance	< 100 milliohms
Insulation resistance	> 100 megohms

MECHANICALS, THERMALS

Torque	0.98 inch-oz. min. (0.7 Ncm min.)
Expected life	10,000 switching operations
Contact force	15 grams min.
Operating temperature range	-20°C to 85°C

SOLDERING RECOMMENDATIONS

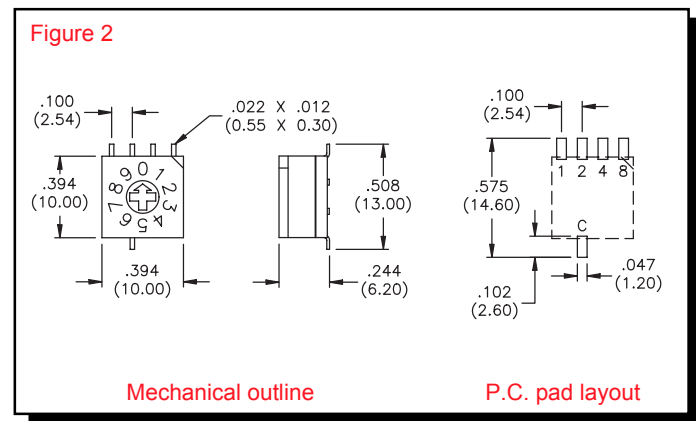
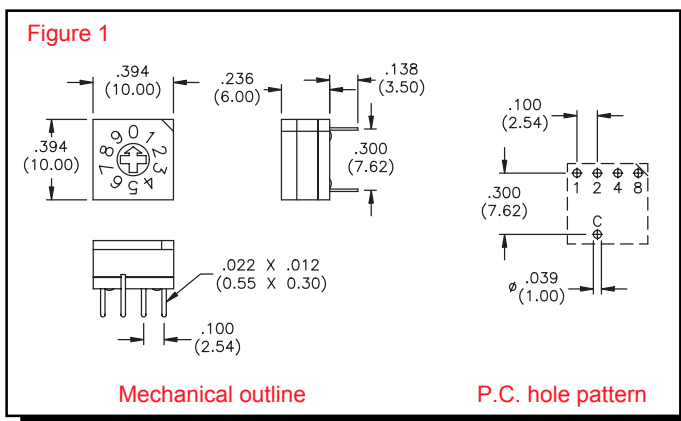
Hand soldering	340°C max. for 2 seconds max. (40 watt iron max.)
Wave soldering	260°C max. for 10 seconds max.
Reflow soldering (SMT)	215°C max. for 40 seconds max.
Solvent washing	Freons or alcohol. (Do not use chlorinated solvents)
Aqueous cleaning	Deionized water preferred

MATERIALS

Base	UL94V-O, high temperature thermoplastic
Cover	UL94V-O, high temperature thermoplastic
Actuator	Nylon
Contacts	Gold over nickel plated stainless steel
Terminals	Solder coated copper
Terminal sealing	Molded-in
Actuator seal	'O'-ring

P

Thru-hole and SMT Printed Circuit Models		Model No. Thru-hole Mounting (see fig. 1)	Model No. Surface Mounting (see fig. 2)
Code (see truth tables pg. G22)	Positions		
Binary Coded Decimal	10	P60A701	P60AS701
Complement of BCD	10	P60A702	P60AS702
Binary Coded Hexadecimal	16	P60A703	P60AS703
Complement of BCH	16	P60A706	P60AS706



STANDARD OPTIONS BY SERIES:

Series	P60A	P60AS
Actuators		
3 Spindle	X	X*
5 Segment wheel	X	X*
7 Cross shaped slot	X	X
Codes		
01 BCD	X	X
02 BCD complement	X	X
03 Hexadecimal	X	X
06 Hexadecimal Comp.	X	X

Terminals

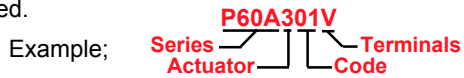
None Straight	X	
V Crimped	X	
L508 Rt. angle 5.08 (.200")	X	
None SMT		X

* - Please contact factory

ORDER GUIDE:

Make selections from the above table in sequence to specify a complete model number.

Note that 'None' indicates that no option suffix is required.



P60A & P60AS SERIES

ACTUATORS

3 Spindle	5 Segment wheel	7 Cross shaped slot

See page G19 for optional Operating Elements.

SPECIFICATIONS SUBJECT TO CHANGE WITHOUT NOTICE.

CODES

NOTE: For each dial position in tables, Common terminals (C) are connected to terminal number(s) indicated - i.e. - none or combinations of 1, 2, 4 or 8. Each model in this series has 2 Common terminals.

BINARY CODED DECIMAL (01)
10 Positions

Dial No.	1	2	4	8
0				
1	●			
2		●		
3	●	●		
4			●	
5	●		●	
6		●	●	
7	●	●	●	
8				●
9	●			●

COMP. OF BINARY CODED DECIMAL (02)
10 Positions

Dial No.	1	2	4	8
0	●	●	●	●
1		●	●	●
2	●		●	●
3			●	●
4	●	●		●
5		●		●
6	●		●	●
7				●
8	●	●	●	
9		●	●	

BINARY CODED HEXADECIMAL (03)
16 Positions

Dial No.	1	2	4	8
0				
1	●			
2		●		
3	●	●		
4			●	
5	●		●	
6		●	●	
7	●	●	●	
8				●
9	●			●
A		●		●
B	●	●	●	●
C			●	●
D	●	●	●	●
E		●	●	●
F	●	●	●	●

COMP. OF BINARY CODED HEXADEC. (06)
16 Positions

Dial No.	1	2	4	8
0	●	●	●	●
1		●	●	●
2	●		●	●
3			●	●
4	●	●		●
5		●		●
6	●		●	●
7				●
8	●	●	●	
9		●	●	
A	●		●	
B		●	●	
C	●	●		
D		●		
E	●			
F				

MECHANICAL OUTLINES

Terminal option suffix*:	Mtg. hole pattern:
<p>NONE Straight terminals</p>	
<p>V Crimped terminals</p>	
<p>L508 Right angle terminals</p>	
<p>NONE SMT terminals</p>	

* 'None' indicates no option suffix is required.