

# KG series

## Power rocker switches

*Distinctive features and specifications*



- Protected rocker
- Illuminated or non-illuminated
- VDE (EN 61058-1) approved
- Sealed to IP65

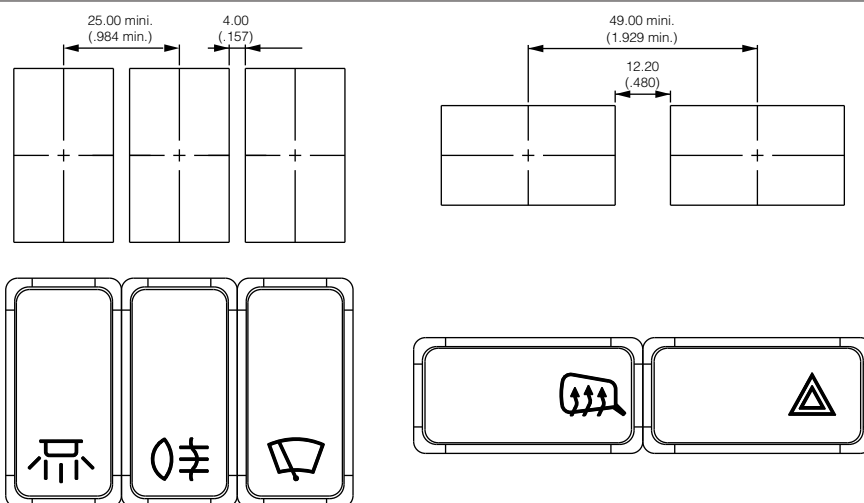
### ELECTRICAL SPECIFICATIONS

- Current/voltage rating :
  - functions 1 (ON-OFF) and 6 (ON-ON) : 15A 12VDC, 10A 24VDC max., 10mA 14VDC min.
  - functions 4 ( ON ON ON) and 4-1R (ON ON MOM) : 8A 12VDC, 5A 24VDC max.
  - other functions : 10A 12VDC, 8A 24VDC max.
- Initial contact resistance : 10 mΩ max. at 1A 2VDC
- Insulation resistance : 1.000 MΩ min. at 500VDC
- Dielectric strength : 2.000 Vrms 50 Hz min. between terminals
- Electrical life : 10.000 cycles min.
- Mechanical life : 2 position models : 100.000 cycles min.  
3 position models : 30.000 cycles min.

### ENVIRONMENTAL SPECIFICATIONS

- Degree of protection : IP65 according to IEC 60529
- Shock resistance : 100 g according to IEC 512-4, test 6c
- Vibration resistance : 10-500 Hz - 10 g according to IEC 512-4, test 6d
- Salt spray resistance : 96 hours according to IEC 512-6, test 11f
- Operating temperature : 2 position models : -40°C to + 85°C  
3 position models : -10°C to + 65°C

### MATRIX MOUNTING



### MATERIALS

- Case : thermoplastic UL94-V0
- Terminals : brass, silver plated
- Contacts : silver grain
- Contact roller : brass, nickel plated

### AGENCY APPROVAL



12(4)A 250VAC  
T85/55°C

**Availability** : double pole models, functions ON-OFF and ON-ON.

**Marking** : to order switches marked VDE, add "VDE" at the end of model number.



Packaging unit : 40 pieces



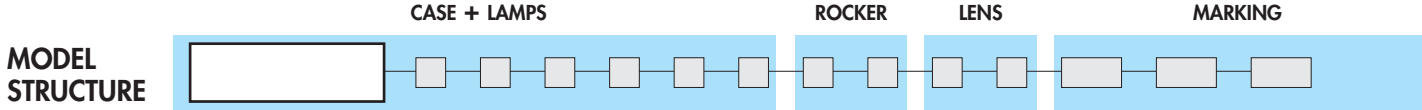
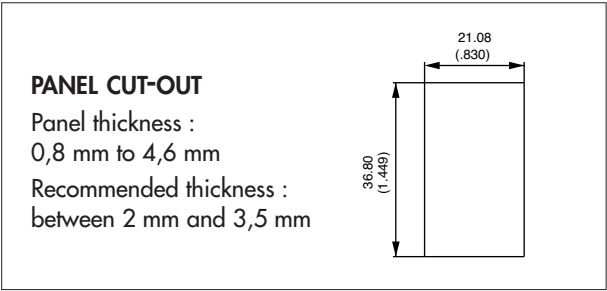
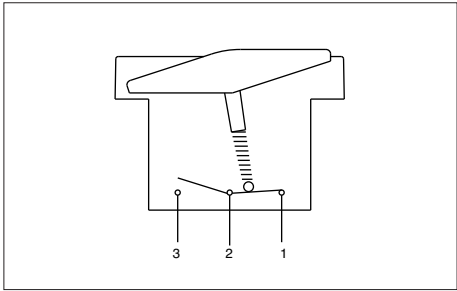
Sealing boots are available to protect the switches against dust and water. They are presented in section H.

**Dimensions** : First dimensions are in mm while inches are shown as bracketed numbers.

# KG series

## Power rocker switches

Case

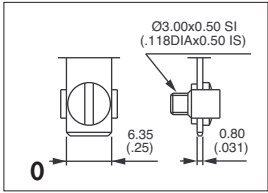
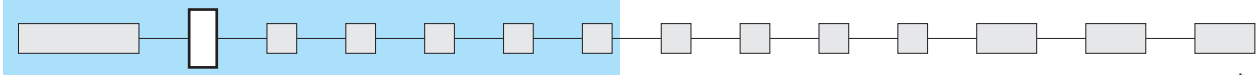


	2-3	1-2	
	5-6	4-5	
Single pole	ON	-	OFF
<b>KG31</b>	ON	ON	ON
Double pole	ON	ON	MOM
<b>KG41*</b>	ON	ON	MOM
<b>KG44*</b>	MOM	-	ON
<b>KG35</b>	ON	-	ON
<b>KG36</b>	MOM	OFF	MOM
<b>KG37</b>	ON	OFF	MOM
<b>KG38</b>	ON	OFF	ON
<b>KG39</b>	ON	OFF	ON
<b>KG45</b>			
<b>KG46</b>			
<b>KG47</b>			
<b>KG48</b>			
<b>KG49</b>			

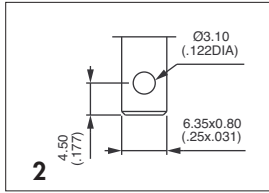
\* Function 4 : single pole in double pole case

→ Flat seal

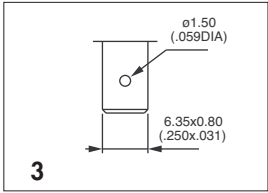
### TERMINALS



Screw



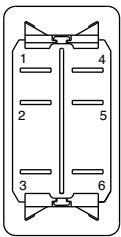
Solder lug / quick-connect



Quick-connect

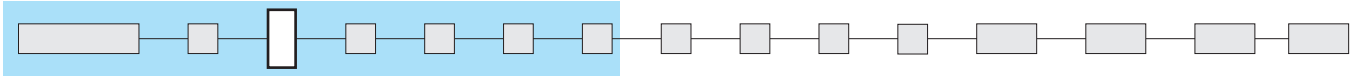
Terminals 1 to 6 are marked on the case.

Side A : terminals 1 and 4  
Side B : terminals 3 and 6



Side B

### CONTACT MATERIALS



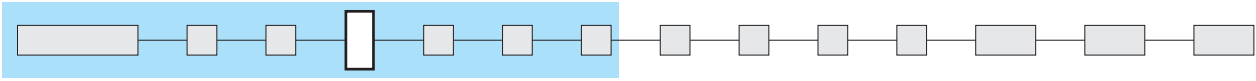
A Silver grain

# KG series

## Power rocker switches

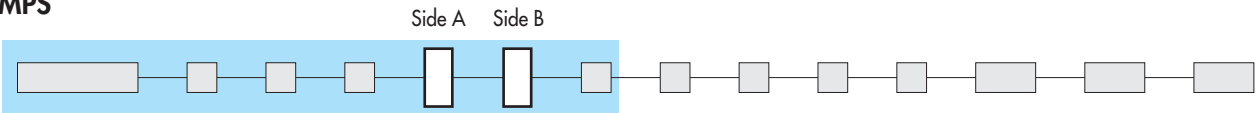
### Lamps

#### BEZEL



2 Black, sealed to IP65

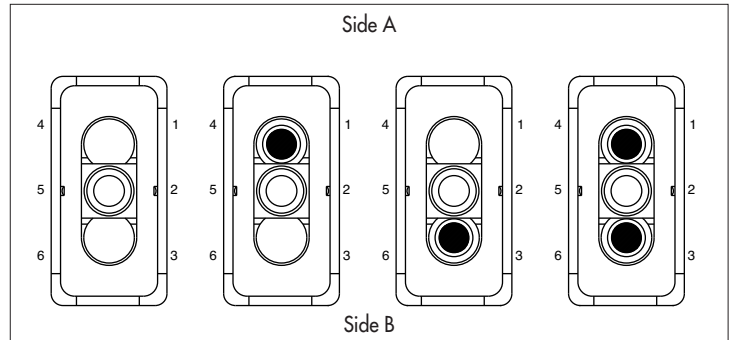
#### LAMPS



Complete each enlarged box with one of the codes listed below.

X	Without lamp
A	6V LED red
B	6V LED green
C	6V LED yellow
D	12V LED red
E	12V LED green
F	12V LED yellow
G	18V LED red
H	18V LED green
I	18V LED yellow

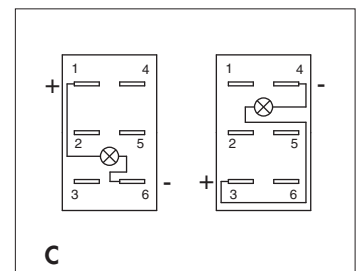
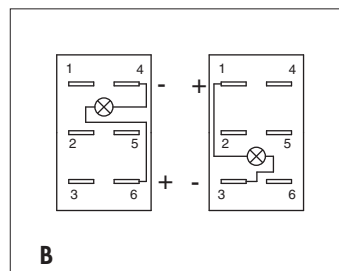
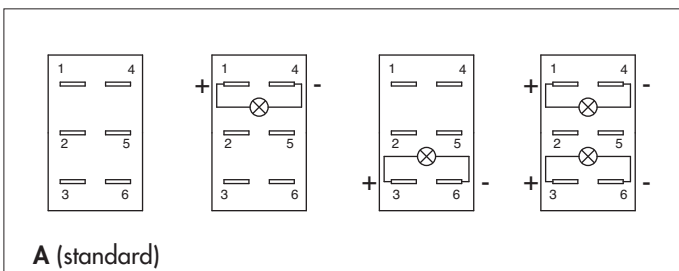
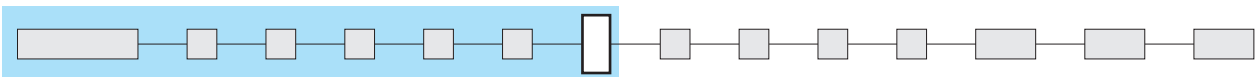
J	24V LED red
K	24V LED green
L	24V LED yellow
M	Neon 125V
N	Neon 250V
O	Filament 6V
P	Filament 12V
R	Filament 24V
S	Fluorescent 220V
T	Fluorescent 110V



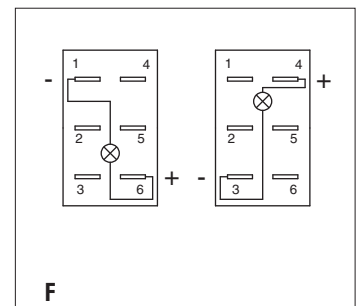
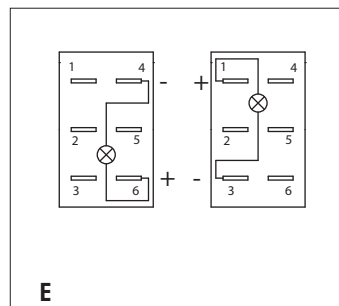
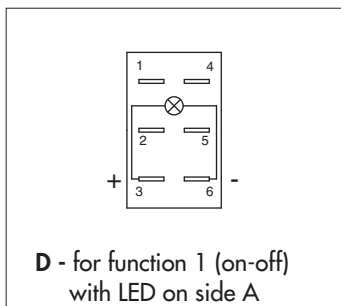
White and blue LEDs : on request.

#### LAMP WIRING

The lamp wiring diagram is shown on the case.



Note : If not available, terminals are added to connect the LED.



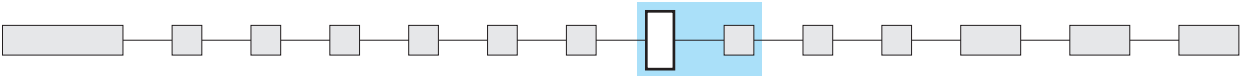
To order case only (without rocker), finish your order number with the lamp wiring code.

# KG series

## Power rocker switches

Rocker - Lenses

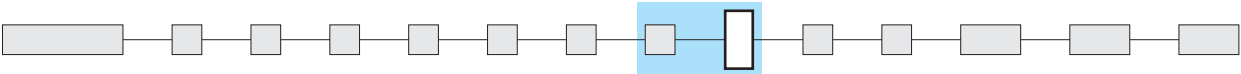
### ROCKER COLOUR



1	Blue
1/4	Dark blue
2	Black
3	Green
4	Grey

5	Yellow
6	Red
7	Ivory
9	Orange

### ROCKER SHAPE



1 Full rocker



4 Opening on side A



6 Opening on side B

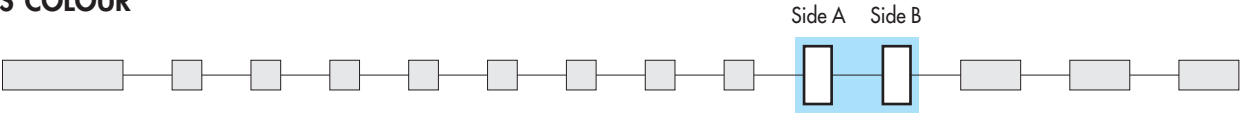


8 Opening on sides A and B

Other rocker shapes on customer specifications : on request.

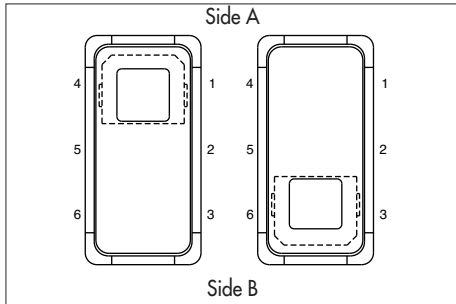
To order rocker only (without case), begin the order number with code KGR, then follow the order format from "rocker colour" until the end of the options.

### LENS COLOUR



Complete each enlarged box with one of the codes listed below.

X	No lens
1	Blue *
3	Green *
6	Red
9	Orange
B	White
T	Translucent



\* Blue or green lens recommended with fluorescent lamp.

To order lenses only, begin the order number with the codes :  
 KGLA for lens A and KGLB for lens B,  
 then follow the order format from "lens colour" until the end of the options.

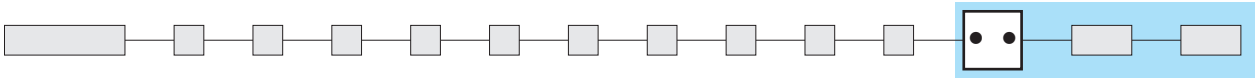
# KG series

## Power rocker switches

### Marking

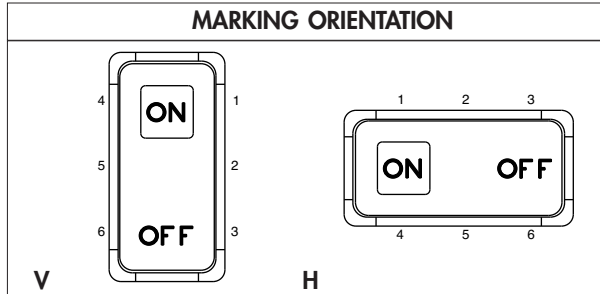
#### MARKING

If no marking required, leave all boxes blank.



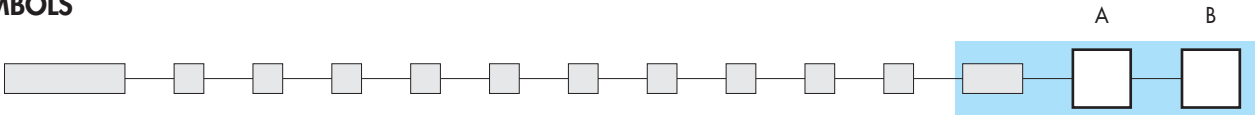
Select one option from each of the tables below.

MARKING METHOD	
C	Hot stamping



Other orientations :  
on request

#### SYMBOLS



**XX** No symbol

**Available symbols** : see end of section D.

#### Marking colour

White marking for black rockers - Black marking for colour rockers  
Other : on request.

#### Marking area

For illuminated versions. The symbol will be included in the hatched area.

