

New!

A01 SERIES INDUSTRIAL CONTROLS

INDICATORS, PUSHBUTTON SWITCHES, ROTARY LEVER SWITCHES,
KEYLOCK SWITCHES & EMERGENCY STOP SWITCHES

FEATURES

- Momentary or Maintained 1, 2, 3 & 4 pole changeover contacts.
- Front panel gasket, internal seal and mounting nut are standard.
- All models mount in .630" (16mm) dia. hole in panels up to .156" (4mm) thick.
- Secure modular snap-together body and switch block can easily be dis-assembled.
- UL, CSA, VDE & BEAB approvals.
- Panel assembly tool that mates with mounting nut insures easy installation.
- Lever & keylock switches available in 2 and 3 positions.
- Screen and lamp are removeable with optional tools.
- All controls provide matching, cosmetic styling.
- ON or OFF switch position is clearly visible from side, both mechanically & when illuminated.
- Film legends insertable behind screen, or screen may be engraved.
- Red mushroom head twists to reset positive break Emergency Stop switch.
- Switch and lamp terminals mate with .110" (2.8mm) Faston connectors or can be soldered.

MATERIALS

Operator outer body & internal parts:	Flame retardant PBT.
Switch body & cover:	Flame retardant PBT.
Actuator:	Flame retardant PBT
Seals:	Silicon rubber.
Contacts:	Fine silver with gold flash.
Contact carriers (fixed & moving):	High conductivity brass with silver plate and gold flash.
Reflector, Diffuser & Screen:	Flame retardant Polycarbonate.
Retaining Nut:	ABS.

GENERAL SPECIFICATIONS


Contact rating:	10 mA at 5 VAC min. 6 Amps at 250 VAC max.
Initial contact resistance:	< 10 mΩ at 4 VDC & 1 Amp
Insulation resistance:	> 50 megohms
Dielectric strength:	750 V open contacts. 5 KV contacts to panel
Electrical life:	>50,000 operations (frequent duty)
Mechanical life:	Momentary > 1 million operations Maintained > 100,000 operations Key & Lever > 100,000 operations
Operating temp. range:	-20°C to +55°C
Actuation force:	9 - 36 oz. (depending on switch element)
Illumination:	T1-3/4 midget groove incandescent, neon or multi-chip LED lamp
Illumination life:	Incandescents - approx. 5,000 hrs. Neons - approx. 10,000 hrs. LEDs - > 60,000 hrs. (to 75% relative luminosity)
Environmental protection:	IEC 529 IP 65 front of panel & IP40 back of panel (class 2)
Solder heat resistance:	350°C max. for 5 seconds

SPECIFICATIONS SUBJECT TO CHANGE WITHOUT NOTICE.

D 96E ■ 6346802 0001500 9T1 ■

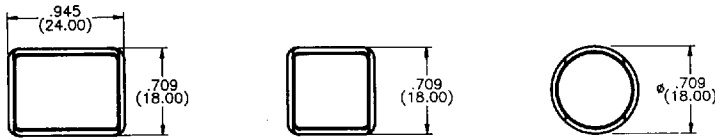
New!

A01 SERIES INDUSTRIAL CONTROLS PUSHBUTTON SWITCHES



PUSHBUTTON OPERATORS

For 1 or 2 Poles Momentary Model no.	For 3 or 4 Poles Momentary Model no.	For 1 or 2 Poles Maintained Model no.	For 3 or 4 Poles Maintained Model no.	Description
A0101Y	A0103Y	A0101X	A0103X	Illum. Rectangular
A0102Y	A0104Y	A0102X	A0104X	Non-illum. Rectangular
A0105Y	A0107Y	A0105X	A0107X	Illum. Square
A0106Y	A0108Y	A0106X	A0108X	Non-illum. Square
A0109Y	A0111Y	A0109X	A0111X	Illum. Round
A0110Y	A0112Y	A0110X	A0112X	Non-illum. Round



SWITCH BLOCKS

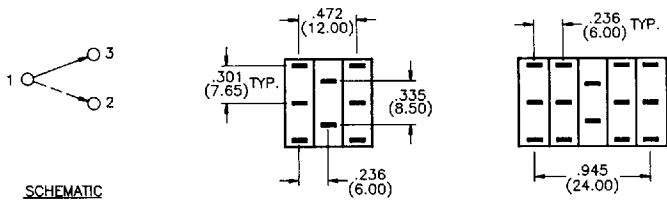
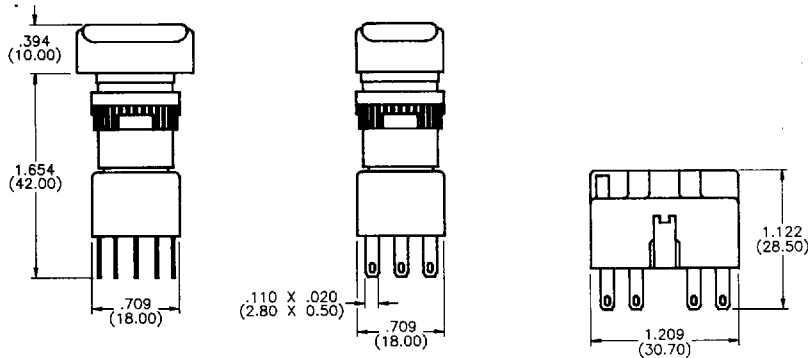
Model no.	Description	'B' Indicates fine silver contacts with gold flash. Consult factory for other options
A0151B	Single Pole	
A0152B	Double Pole	
A0153B	Four Pole	
A0155B	Three Pole	

INDICATOR SCREENS

Model no.	Description
A0161‡	Rectangular
A0162‡	Square
A0163‡	Round

‡ - indicates add color code below

Color	Code	Color	Code
Solar black†	A	Blue	F
Red	B	Clear	G
Amber	C	Gray†	H
Yellow	D	White	J
Green	E	† = Opaque	



LAMPS (T1-3/4 MG base)

Model no.	Type	Volt.
A0141A	Filament	6.3
A0141B	Filament	14
A0141C	Filament	28
A0141D	Filament	36
A0141E	Filament	48
A0143G	Neon	110
A0143H	Neon	220
Model no.	LED/Color	Volt.
A0142L1	Red	6
A0142L2	Green	6
A0142L3	Amber	6
A0142M1	Red	12
A0142M2	Green	12
A0142M3	Amber	12
A0142N1	Red	24
A0142N2	Green	24
A0142N3	Amber	24
A0142P1	Red	48
A0142P2	Green	48
A0142P3	Amber	48

Models listed are front panel sealed to spec. IP 65. If unsealed model is desired (IP 40), add '01' to Operator model no. - Example - A0101X01. Refer also to page H8 for additional Series A01 information.

To order: For complete Pushbutton Switch, select model no. for Operator, Switch Block, Screen (add color code from table) and Lamp. Example: Illum. rectangular single pole momentary pushbutton switch with red screen and red 12 Volt LED lamp = A0101Y-A0151B-A0161B-A0142M1

SPECIFICATIONS SUBJECT TO CHANGE WITHOUT NOTICE.

H