

6.0 mm×3.5 mm Light Touch Switches

Type: **EVQPE**



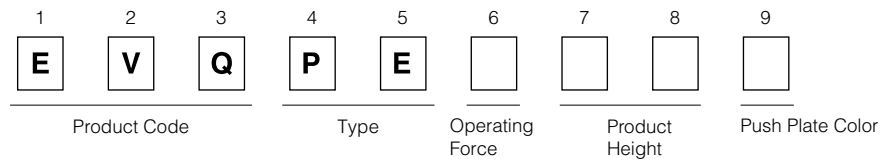
■ Features

- External dimensions : 6.0 mm×3.5 mm, Height 4.3 mm, 5.0 mm
- Wave soldering available

■ Recommended Applications

- Operating switches for other electronic equipment

■ Explanation of Part Numbers


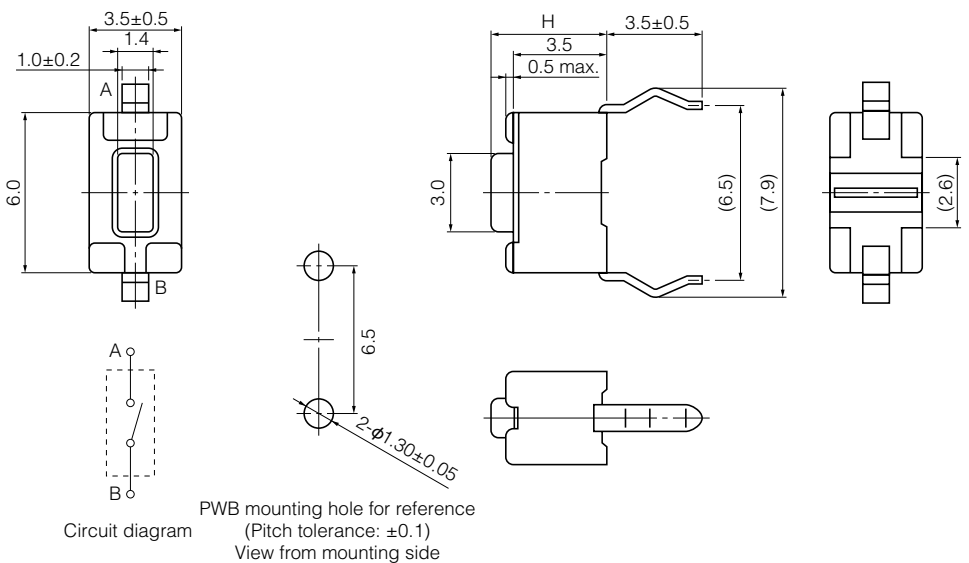


■ Specifications

Type	Snap action/Push-on type SPST				
Electrical	Circuit Diagram				
	Rating	10 μA 2 V DC to 50 mA 12 V DC (Resistive load)			
	Contact Resistance	100 mΩ max.			
	Insulation Resistance	100 MΩ min. (at 100 V DC)			
	Dielectric Withstanding Voltage	250 V AC for 1 minute			
Mechanical	Bouncing	10 ms max. (ON, OFF)			
	Operating Force	<table border="1"> <tr> <td>1.0 N±0.5N (Low force type)</td> <td>2.4 N±0.6 N</td> </tr> <tr> <td>1.6 N±0.5 N (Standard)</td> <td></td> </tr> </table>	1.0 N±0.5N (Low force type)	2.4 N±0.6 N	1.6 N±0.5 N (Standard)
1.0 N±0.5N (Low force type)	2.4 N±0.6 N				
1.6 N±0.5 N (Standard)					
Endurance	Travel	0.25 mm ^{+0.20} / _{-0.10} mm			
	Operating Life	<table border="1"> <tr> <td>50,000 cycles min.</td> <td>30,000 cycles min.</td> </tr> </table>	50,000 cycles min.	30,000 cycles min.	
50,000 cycles min.	30,000 cycles min.				
Operating Temperature		-30 °C to +85 °C			
Storage Temperature		-40 °C to +85 °C (Bulk)			
Minimum Quantity/Packing Unit		1,000 pcs. Polyethylene Bag (Bulk)			
Quantity/Carton		10,000 pcs.			

Design and specifications are each subject to change without notice. Ask factory for the current technical specifications before purchase and/or use. Should a safety concern arise regarding this product, please be sure to contact us immediately.

■ Dimensions in mm (not to scale)

<p>EVQPE4 EVQPE5 EVQPE6</p> <p>(Bulk)</p> 	<p>General dimension tolerance : ± 0.3 () dimensions are reference dimensions.</p>  <p>Circuit diagram</p> <p>PWB mounting hole for reference (Pitch tolerance: ± 0.1) View from mounting side</p>			
Part Numbers	Operating Force	H=Height	Push Plate Color	Operating Life
EVQPE404Q	1.0 N	4.3 mm	Grey	50,000 cycles
EVQPE405Q	1.0 N	5.0 mm	Grey	50,000 cycles
EVQPE504K	1.6 N	4.3 mm	Black	50,000 cycles
EVQPE505K	1.6 N	5.0 mm	Black	50,000 cycles
EVQPE604T	2.4 N	4.3 mm	Brown	30,000 cycles
EVQPE605T	2.4 N	5.0 mm	Brown	30,000 cycles

Design and specifications are each subject to change without notice. Ask factory for the current technical specifications before purchase and/or use.
Should a safety concern arise regarding this product, please be sure to contact us immediately.

Requests to customers

Please refer to "the latest product specifications" when designing your product.

Requests to customers :

<https://industrial.panasonic.com/ac/e/salespolicies/>

Safety Precautions

When using our products, no matter what sort of equipment they might be used for, be sure to confirm the applications and environmental conditions with our specifications in advance.

Please contact

Panasonic Corporation

Electromechanical Control Business Division

■ 1006, Oaza Kadoma, Kadoma-shi, Osaka 571-8506, Japan
industrial.panasonic.com/ac/e/

Panasonic[®]

©Panasonic Corporation 2019